

PORT OF TACOMA

REPLACEMENT OF RAILWAY TRACK AND SPECIAL TRACKWORK AT VARIOUS LOCATIONS

PROJECT NO. 101081.01
CONTRACT NO. 070531

PORT COMMISSIONERS:

CONSTANCE T. BACON
 DON MEYER
 DONALD C. JOHNSON
 RICHARD P. MARZANO
 CLARE PETRICH

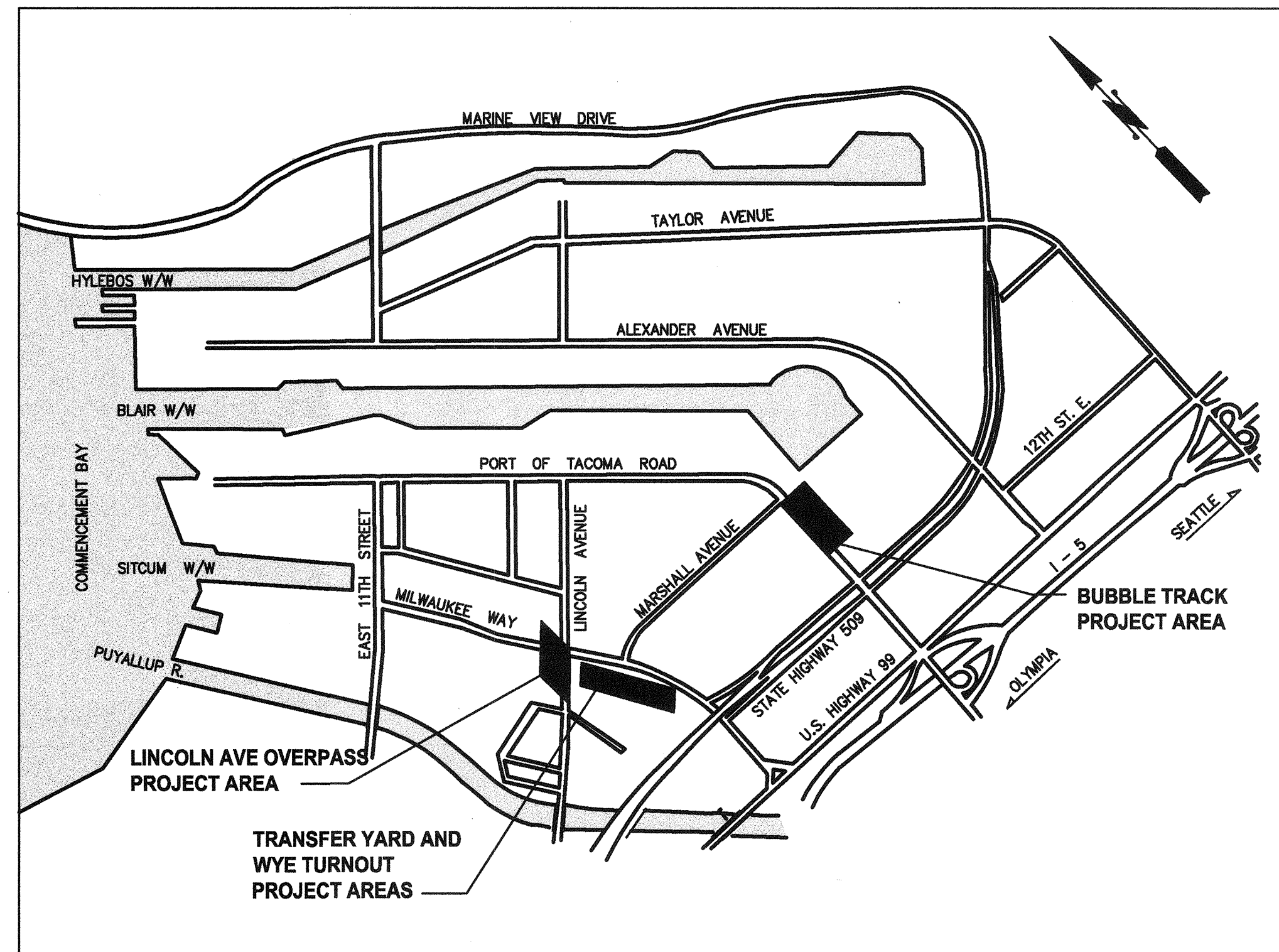
PORT STAFF:

JOHN WOLFE
 Chief Executive Officer

DAKOTA CHAMBERLAIN, PE
 Chief Facilities
 Development Officer




JANE VANDENBURG, PE
 Director of Engineering

PEDRO REYES, PE
 Project Manager



SHEET INDEX :

SHEET #	SHEET DESIGNATION	SHEET TITLE
GENERAL		
1	G1	COVER SHEET
2	G2	SEQUENCING PLAN WYE TURNOUT
3	G3	SEQUENCING PLAN TRANSFER YARD
4	G4	SEQUENCING PLAN LINCOLN AVE OVERPASS
5	G5	SEQUENCING PLAN BUBBLE TRACK 1
6	G6	SEQUENCING PLAN BUBBLE TRACK 2
REPLACEMENT OF RAILWAY TRACK AND SPECIAL TRACKWORK AT TRANSFER YARD		
7	R1-T	WYE TURNOUT SITE PLAN
8	R2-T	TRANSFER YARD SITE PLAN
9	R3-T	RAIL DETAILS
10	R4-T	NO. 9 TURNOUT PLAN
11	R5-T	RAILROAD NOTES
12	R6-T	RAIL DETAILS
13	R7-T	CIVIL/SITE DETAILS
REPLACEMENT OF RAILWAY TRACK AND SPECIAL TRACKWORK AT BUBBLE TRACKS		
14	R1-B	BUBBLE TRACK 1 SITE PLAN
15	R2-B	BUBBLE TRACK 2 SITE PLAN
16	R3-B	RAIL DETAILS
17	R4-B	NO. 9 TURNOUT PLAN
18	R5-B	RAILROAD NOTES
19	R6-B	NO. 9 CROSSOVER PLAN
20	R7-B	RAIL DETAILS
21	R8-B	CIVIL/SITE DETAILS
REPLACEMENT OF RAILWAY TRACK AT LINCOLN AVE OVERPASS		
22	R1-L	LINCOLN AVE OVERPASS SITE PLAN

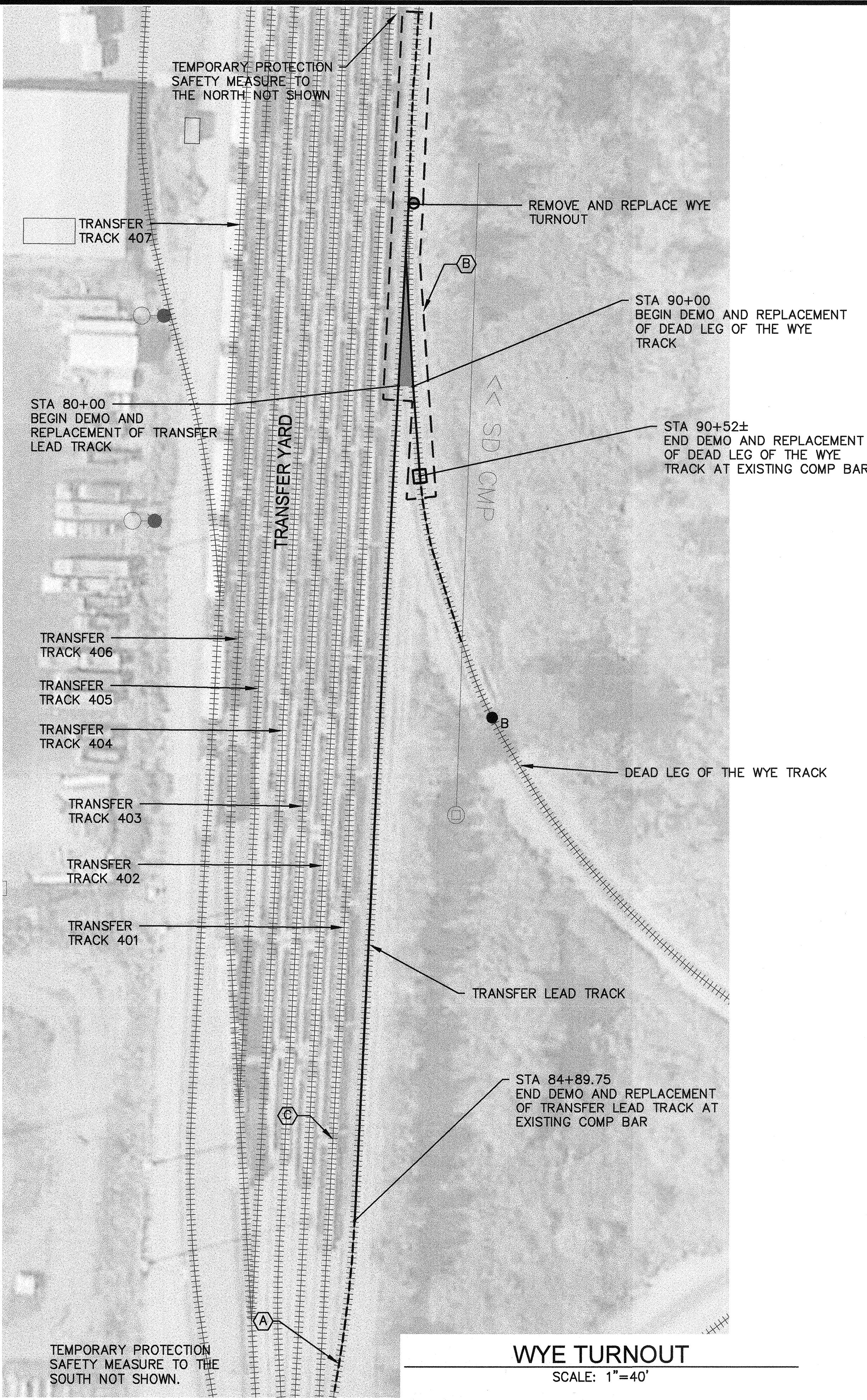


APPROVED: *Jane Chamberlain*
 DIRECTOR ENGR. DATE: 6-20-17
 PRINTED BY: mmedley JUN 20, 2017
 PORT ADDRESS: ONE SITCUM PLAZA, TACOMA, WA 98401-1837

REPLACEMENT OF RAILWAY TRACK AND SPECIAL TRACKWORK AT VARIOUS LOCATIONS
 COVER SHEET
 TOWNSHIP: 20N RANGE: 03E SECTION: 2, 3
 DAT-HRZ: VERT:
 PARCEL: MULTIPLE DRAWING SCALE: AS NOTED

6569
G1
 SHEET 1 OF 22
 CONT/CONS: 070531
 M. ID: T07081.01
 PHASE: BID

THIS DRAWING IS THE PROPERTY OF THE PORT OF TACOMA AND SHALL NOT BE USED ON OTHER WORK, DISCLOSED, COPIED, IN WHOLE OR IN PART, WITHOUT WRITTEN PERMISSION



LEGEND :

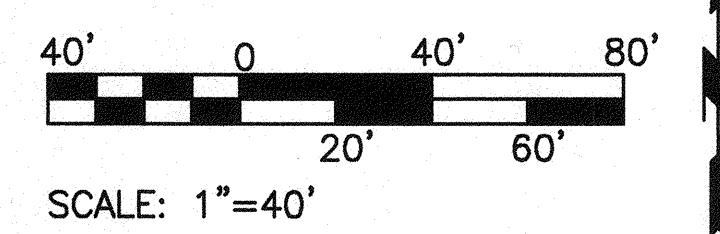
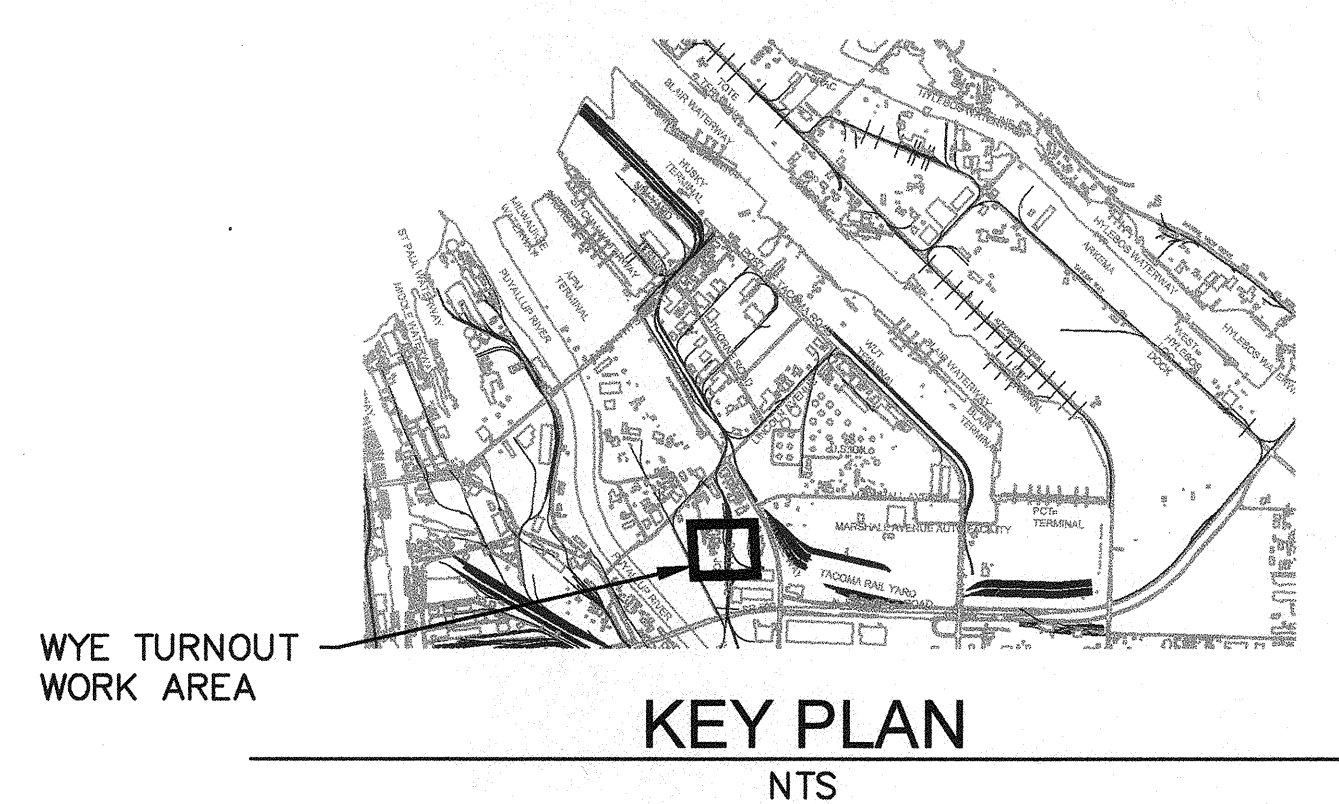
- ===== EXISTING RAIL, TOP OF RAIL
- ▬ REPLACEMENT OF #9 TURNOUT 1
R4-T
- SURFACE, LINE, AND DRESS TRACK, SEE SPECIFICATIONS
- ▬ REMOVE EXISTING TRACK AND INSTALL NEW TRACK, CENTERLINE 1
R6-T
- POINT OF SWITCH (PS)
- COMPROMISE JOINTS
- X TEMPORARY PROTECTION SAFETY MEASURE, APPROXIMATE LOCATION [LETTER DESIGNATES ASSOCIATED SEQUENCING KEYNOTE]

CONSTRUCTION NOTES :

1. SEE SHEET R1-T FOR CONSTRUCTION DETAILS.
2. THE CONTRACTOR SHALL COORDINATE THE HOUSING, STORAGE, AND MOVEMENT OF ALL ON-TRACK EQUIPMENT WITH THE PORT.
3. ALL TRACKS, NOT OTHERWISE APPROVED FOR AN OUTAGE, SEE SPECIFICATIONS, SHALL BE CONSIDERED ACTIVE WITH DAILY MOVEMENTS. THE CONTRACTOR SHALL NOT INTERRUPT OPERATIONS ON ACTIVE TRACKS WITHOUT PORT, TACOMA RAIL, AND PACIFIC RAIL SERVICES APPROVAL.

SEQUENCING KEYNOTES :

- (A) TRANSFER LEAD TRACK MAY BE INTERRUPTED UP TO 12 CONSECUTIVE DAYS (INCLUDING WEEKEND DAYS: SATURDAY AND SUNDAY) EXCEPT AS DESCRIBED IN KEYNOTE B FOR THE REMOVAL AND REPLACEMENT OF THE WYE TURNOUT, THE TRANSFER LEAD TRACK, AND DEAD LEG OF THE WYE TRACK. INSTALL TEMPORARY PROTECTION SAFETY MEASURE APPROXIMATELY 200' BEYOND LIMITS OF TURNOUT AND TRACK WORK.
- (B) THE DEAD LEG OF THE WYE TRACK MAY BE INTERRUPTED UP TO 4 CONSECUTIVE DAYS CONCURRENT WITH THE OUTAGE DESCRIBED IN KEYNOTE A. FOLLOWING THIS OUTAGE, THE DEAD LEG OF THE WYE TRACK, THE WYE TURNOUT AND THE TRANSFER LEAD TRACK NORTH OF THE TURNOUT SHALL BE REOPENED TO RAIL TRAFFIC. THE WYE TURNOUT SHALL BE LOCKED OUT TO EXCLUDE TRAFFIC ON THE TRANSFER LEAD TRACK SOUTH OF THE WYE TURNOUT FOR THE REMAINDER OF THE OUTAGE DESCRIBED IN KEYNOTE A.
- (C) CONTRACTOR TO PROVIDE FLAGGER PROTECTION ON TRANSFER TRACK 401.



2407 North 31st Street, Suite 100
Tacoma, Washington 98407
(253) 396-0150 Fax (253) 396-0162

P.O. BOX 187 TACOMA, WA 98401 (253) 881-8411

MADE IN WASHINGTON

REGISTERED PROFESSIONAL ENGINEER
No. 37251
EXPIRES 12/31/17

APPROVED:

James L. ...

6-20-17

DIRECTOR ENGR. DATE

RLO 06/14/2017

CHECKED BY DATE

SWK 06/14/2017

PROJ. ENGR DATE

mmedley Jun 20, 2017

PRINTED BY: mmmedley

PORT ADDRESS: ONE SITCUM PLAZA
TACOMA, WA 98401-1837

REPLACEMENT OF RAILWAY TRACK AND SPECIAL TRACKWORK AT VARIOUS LOCATIONS

SEQUENCING PLAN

WYE TURNOUT

TOWNSHIP: 20N RANGE: 03E SECTION: 2, 3

DAT-HRZ: VERT:

PARCEL: MULTIPLE DRAWING SCALE: AS NOTED

6569

G2

SHEET 2 OF 22

CONTR/CONS: 070531

M. ID: 101081.01

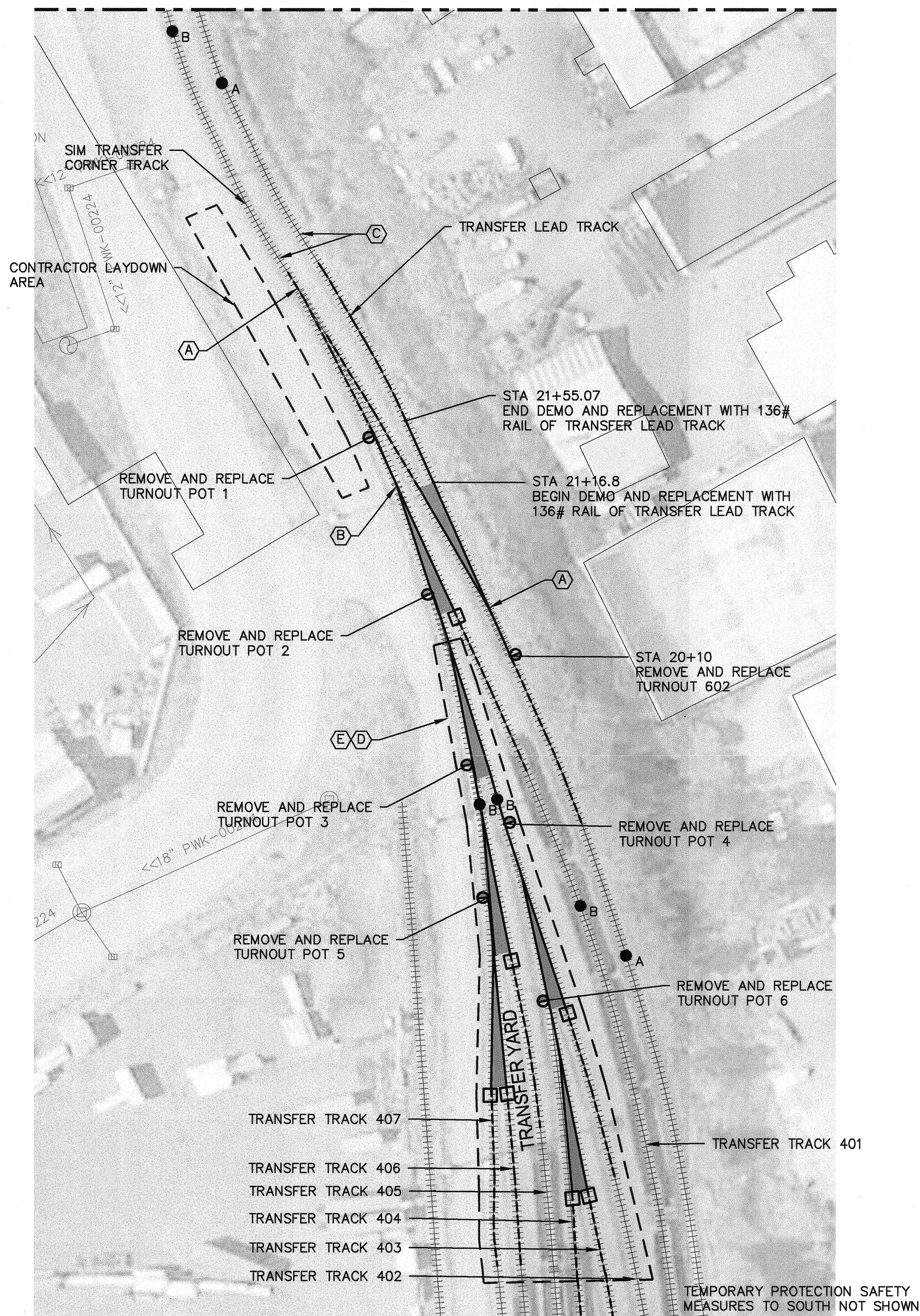
PHASE: BID

THIS DRAWING IS THE PROPERTY OF THE PORT OF TACOMA AND SHALL NOT BE USED ON OTHER WORK, DISCLOSED, COPIED, IN WHOLE OR IN PART, WITHOUT WRITTEN PERMISSION

BINDING EDGE

PORT OF TACOMA FILE: N:\2016\1600143 2016 Track Repairs POT\Drawings\Current\3 G03 - TRANSFER YARD SEQUENCING

MATCHLINE STA: 24+14.0 TRANSFER LEAD TRACK SEE SHEET G4



TRANSFER YARD

SCALE: 1"=40'

LEGEND :

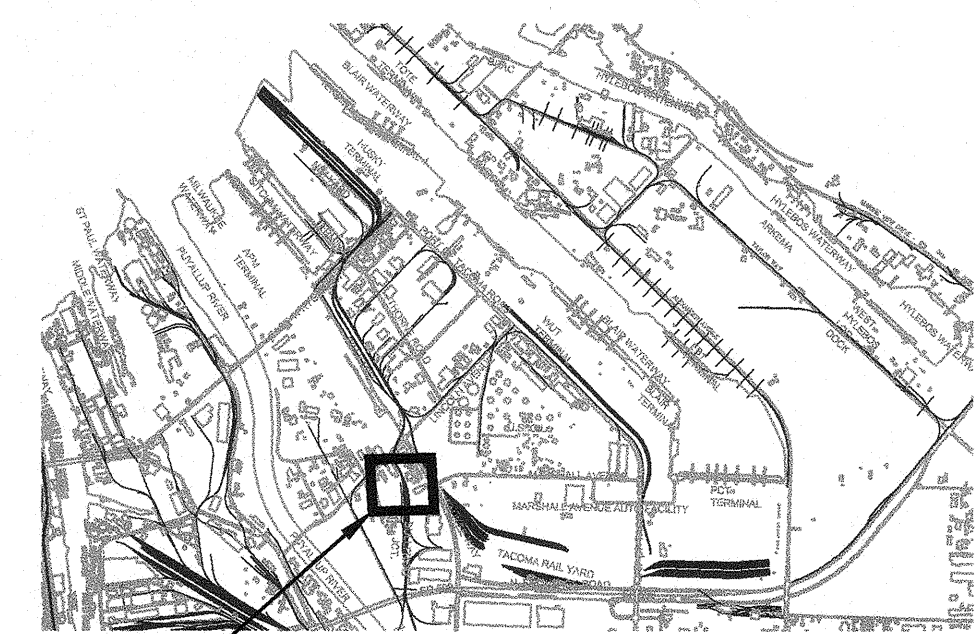
- ===== EXISTING RAIL, TOP OF RAIL
- ① REPLACEMENT OF #9 TURNOUT R4-T
- SURFACE, LINE, AND DRESS TRACK, SEE SPECIFICATIONS
- _____ REMOVE EXISTING TRACK AND INSTALL NEW TRACK, CENTERLINE R6-T
- POINT OF SWITCH (PS)
- COMPROMISE JOINTS, SEE R5-T FOR DETAILS
- X TEMPORARY PROTECTION SAFETY MEASURE, APPROXIMATE LOCATION [LETTER DESIGNATES ASSOCIATED SEQUENCING KEYNOTE]

CONSTRUCTION NOTES :

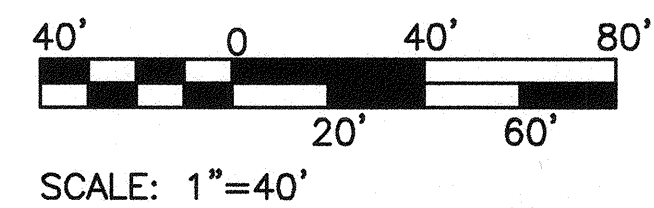
- SEE SHEET R2-T FOR CONSTRUCTION DETAILS.
- THE CONTRACTOR SHALL COORDINATE THE HOUSING, STORAGE, AND MOVEMENT OF ALL ON-TRACK EQUIPMENT WITH THE PORT.
- ALL TRACKS, NOT OTHERWISE APPROVED FOR AN OUTAGE, SEE SPECIFICATIONS, SHALL BE CONSIDERED ACTIVE WITH DAILY MOVEMENTS. THE CONTRACTOR SHALL NOT INTERRUPT OPERATIONS ON ACTIVE TRACKS WITHOUT PORT, TACOMA RAIL, AND PACIFIC RAIL SERVICES APPROVAL.

SEQUENCING KEYNOTES :

- (A) TRANSFER LEAD TRACK MAY BE INTERRUPTED UP TO 12 HOURS FOR THE REMOVAL AND REPLACEMENT OF TURNOUT 602. INSTALL TEMPORARY PROTECTION SAFETY MEASURES APPROXIMATELY 200' BEYOND LIMITS OF TRACKWORK ON TRANSFER LEAD TRACK. LOCKOUT OPPOSITE TURNOUT ON CROSSOVER BETWEEN SIM TRANSFER CORNER TRACK AND TRANSFER LEAD TRACK.
- (B) THE SIM TRANSFER CORNER TRACK MAY BE INTERRUPTED UP TO 12 HOURS FOR THE REMOVAL AND REPLACEMENT OF TURNOUT POT 1 AND PARTIAL INSTALLATION OF TURNOUT POT 2. INSTALL TEMPORARY PROTECTION SAFETY MEASURE APPROXIMATELY 200' BEYOND LIMITS OF TRACK WORK.
- (C) FOLLOWING OUTAGES FOR KEYNOTES A AND B, THE TRANSFER LEAD TRACK AND THE SIM TRANSFER CORNER TRACK ARE TO REMAIN ACTIVE AND UNINTERRUPTED FOR THE REMAINING DURATION OF THE TRANSFER YARD WORK.
- (D) THE REMAINING TURNOUTS (REMAINING PORTION OF POT 2, POT 3, POT 4, POT 5, AND POT 6) SHALL BE INSTALLED AT A RATE OF ONE TURNOUT INSTALLATION PER WEEK. YARD TRACKS MAY BE INTERRUPTED FOR UP TO A TOTAL OF (5) 12 HOUR OUTAGES. EACH INTERRUPTED TRACK SHALL BE RE-OPENED TO RAIL TRAFFIC AT THE END OF EACH 12 HOUR OUTAGE. INSTALL TEMPORARY PROTECTION SAFETY MEASURES APPROXIMATELY 200' BEYOND LIMITS OF TRACK WORK.
- (E) STUB TRACKS TRANSFER TRACK 402, 403, 404, 405, 406, AND 407 APPROXIMATELY 200' FROM THE SOUTHERNMOST WORK LIMIT FOR UP TO 12 HOURS FOR TRACK TAMPING FOLLOWING KEYNOTE D.



TRANSFER YARD WORK AREA
KEY PLAN
NTS



 2407 North 31st Street, Suite 100 Tacoma, Washington 98407 (253) 396-0150 Fax (253) 396-0162 P.O. BOX 187 TACOMA, WA 98401 (253) 396-5841	DATE: _____ APPR: _____ BY: _____ REVISION: _____
RLO 06/14/2017 CHECKED BY: _____ DATE: _____ SWK 06/14/2017 PROJ. ENGR DATE: _____ PRINTED BY: nmedley Jun 20, 2017 PORT ADDRESS: ONE SITCUM PLAZA TACOMA, WA 98401-1837	REPLACEMENT OF RAILWAY TRACK AND SPECIAL TRACKWORK AT VARIOUS LOCATIONS SEQUENCING PLAN TRANSFER YARD TOWNSHIP: 20N RANGE: 03E SECTION: 2, 3 DAT-HRZ: _____ VERT: _____ PARCEL: MULTIPLE DRAWING SCALE: AS NOTED
6569 G3 SHEET 3 OF 22 CONT/CONS: 070531 M. ID: 101081.01 PHASE: BID	THIS DRAWING IS THE PROPERTY OF THE PORT OF TACOMA AND SHALL NOT BE USED ON OTHER WORK, DISCLOSED, COPIED, IN WHOLE OR IN PART, WITHOUT WRITTEN PERMISSION